



Customer Relationship Management

CRM.Web 15.25.2

ACRM Web Modern Theme Setup Guide

Notices

Copyright © 2004–2025. Aurea Software, Inc. (“Aurea”). All Rights Reserved. These materials and all Aurea products are copyrighted and all rights are reserved by Aurea.

This document is proprietary and confidential to Aurea and is available only under a valid non-disclosure agreement. No part of this document may be disclosed in any manner to a third party without the prior written consent of Aurea. The information in these materials is for informational purposes only, and Aurea assumes no responsibility for any errors that may appear therein. Aurea reserves the right to revise this information and to make changes from time to time to the content hereof without obligation of Aurea to notify any person of such revisions or changes.

You are hereby placed on notice that the software, its related technology and services may be covered by one or more United States (“US”) and non-US patents. A listing that associates patented and patent-pending products included in the software, software updates, their related technology and services with one or more patent numbers is available for you and the general public’s access at <http://patent-listing.trilogy.com/> (the “Patent Notice”) without charge. The association of products-to-patent numbers at the Patent Notice may not be an exclusive listing of associations, and other unlisted patents or pending patents may also be associated with the products. Likewise, the patents or pending patents may also be associated with unlisted products. You agree to regularly review the products-to-patent number(s) association at the Patent Notice to check for updates.

Aurea and Aurea Software are registered trademarks of Aurea Software, Inc. in the United States and/or other countries. Additional Aurea trademarks, including registered trademarks, are available at: <https://www.aurea.com/legal/trademarks/>.

Overview

The existing CRM.Web update theme is considered dated. Consequently, a new modern theme has been introduced to align with the current corporate brand standards.

This guide provides instructions for enabling the modern theme within CRM.Web

Before you begin

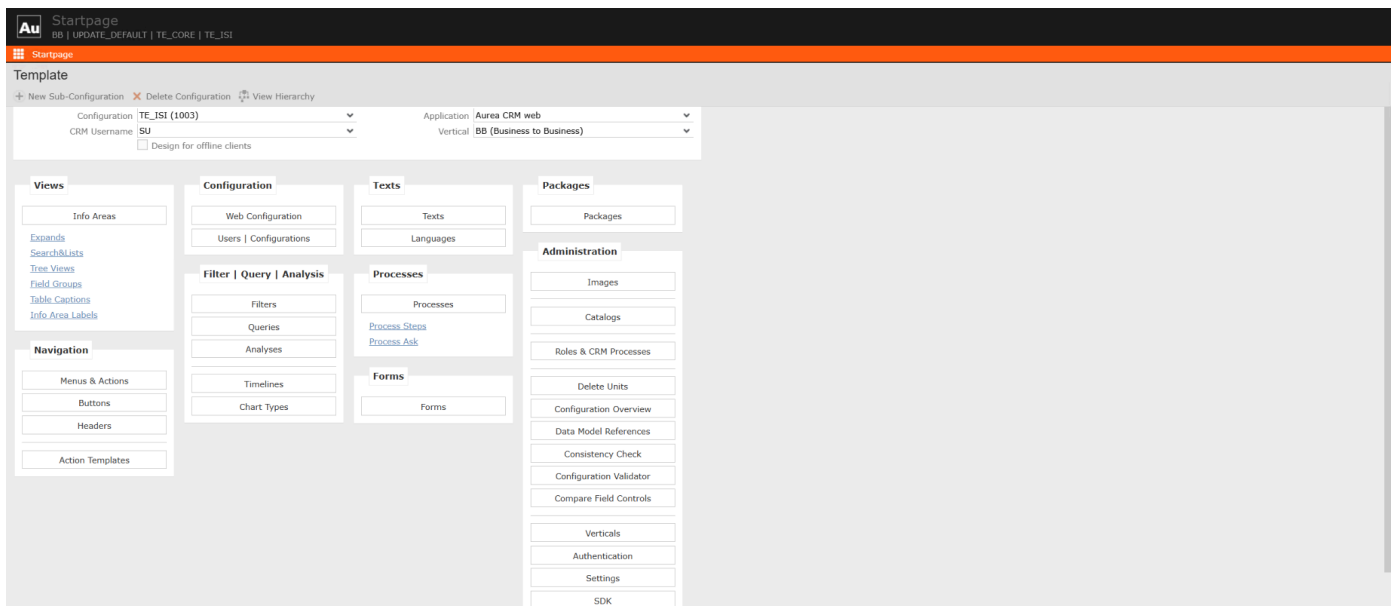
- You will need:
 - Aurea CRM version 15.25.2 or newer must be installed.

Change the theme

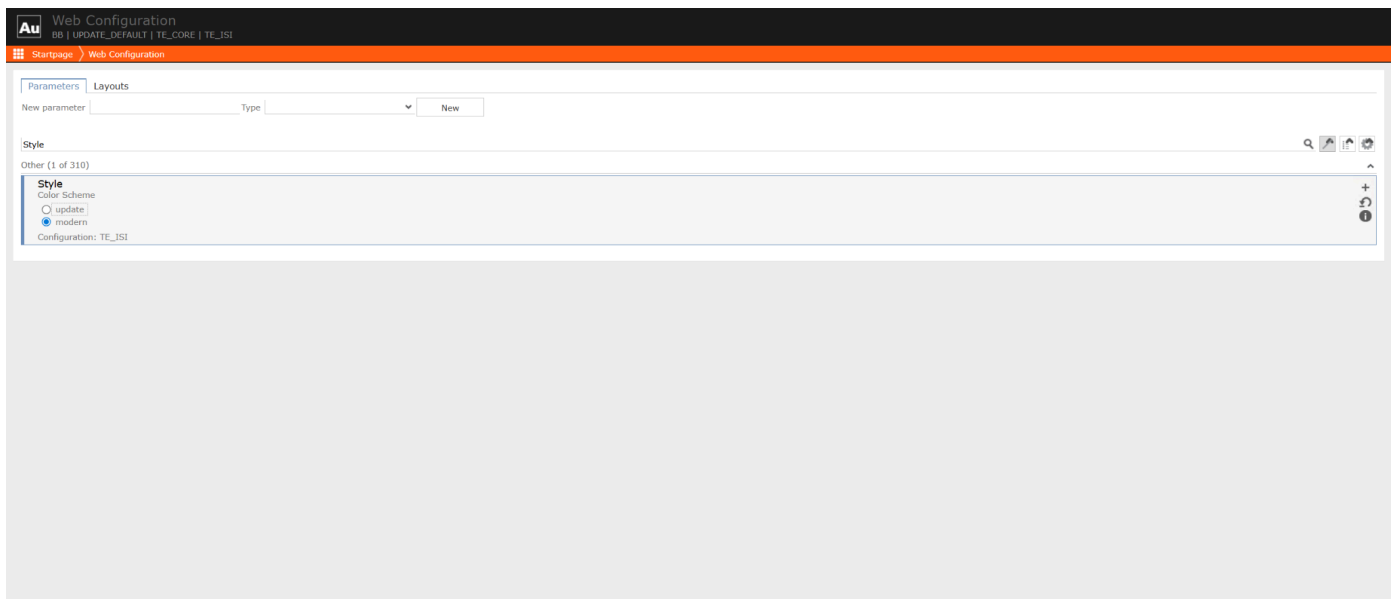
By default, Aurea CRM utilizes the update theme. To implement the modern theme, follow the steps detailed below.

Step 1: Change the theme in the CRM.Designer

- Open the CRM.Designer and select the appropriate configuration.

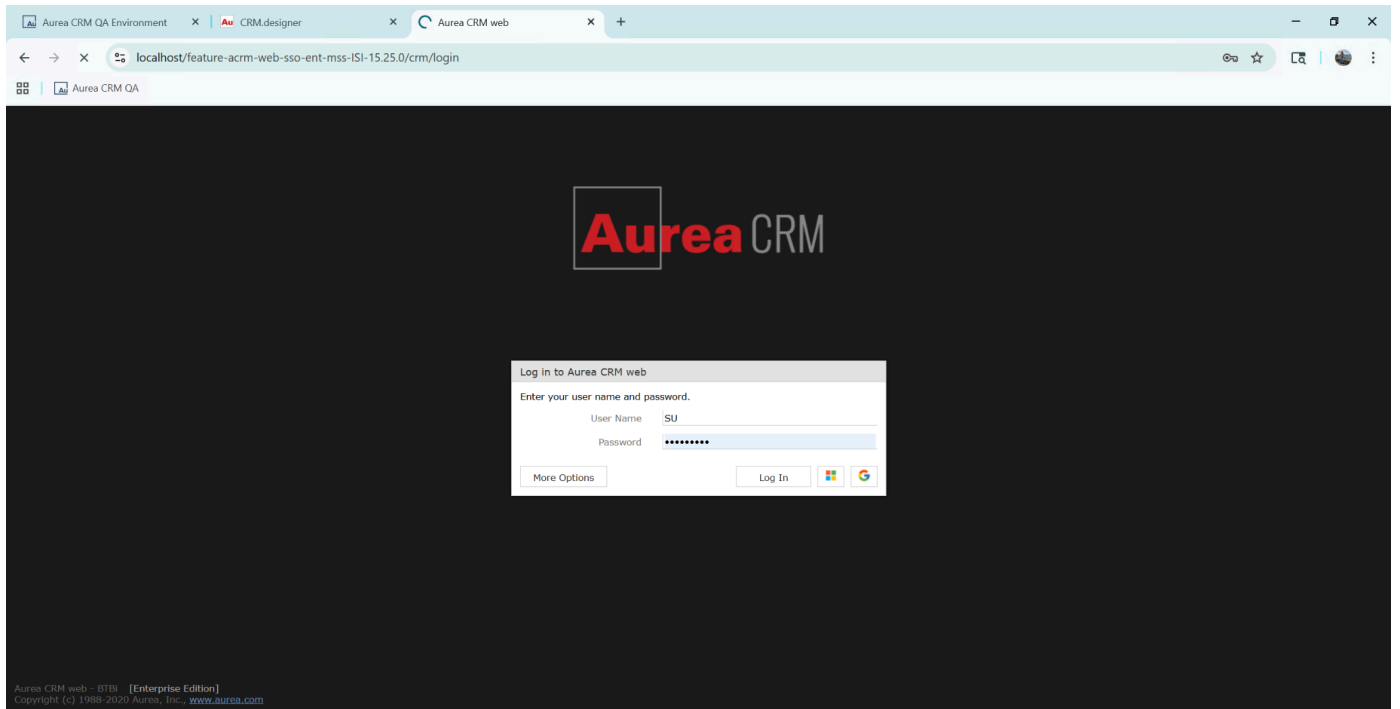


- Navigate to "Web Configuration," search for "Style," and select "modern."



Step 2: OPTIONAL: Change the default login screen

The standard login screen is utilized by default.

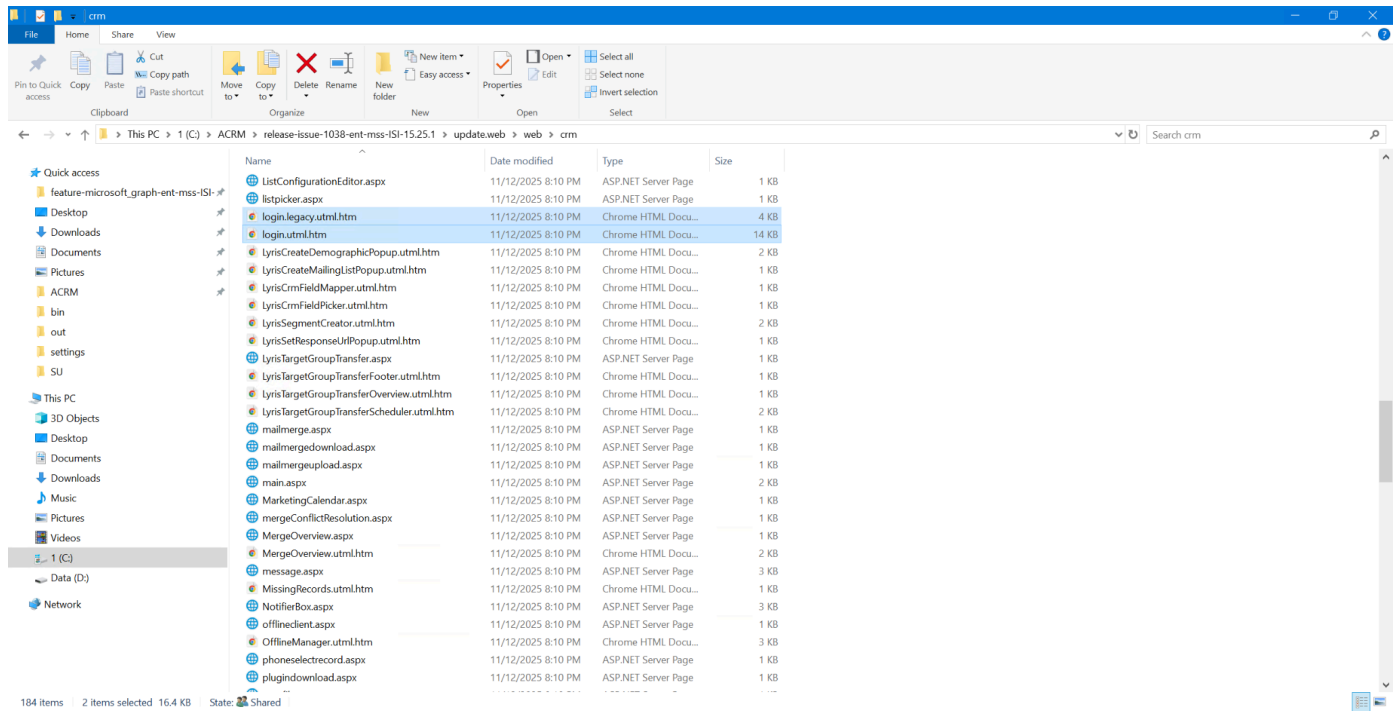


However, it is possible to replace it with the new modern login screen.



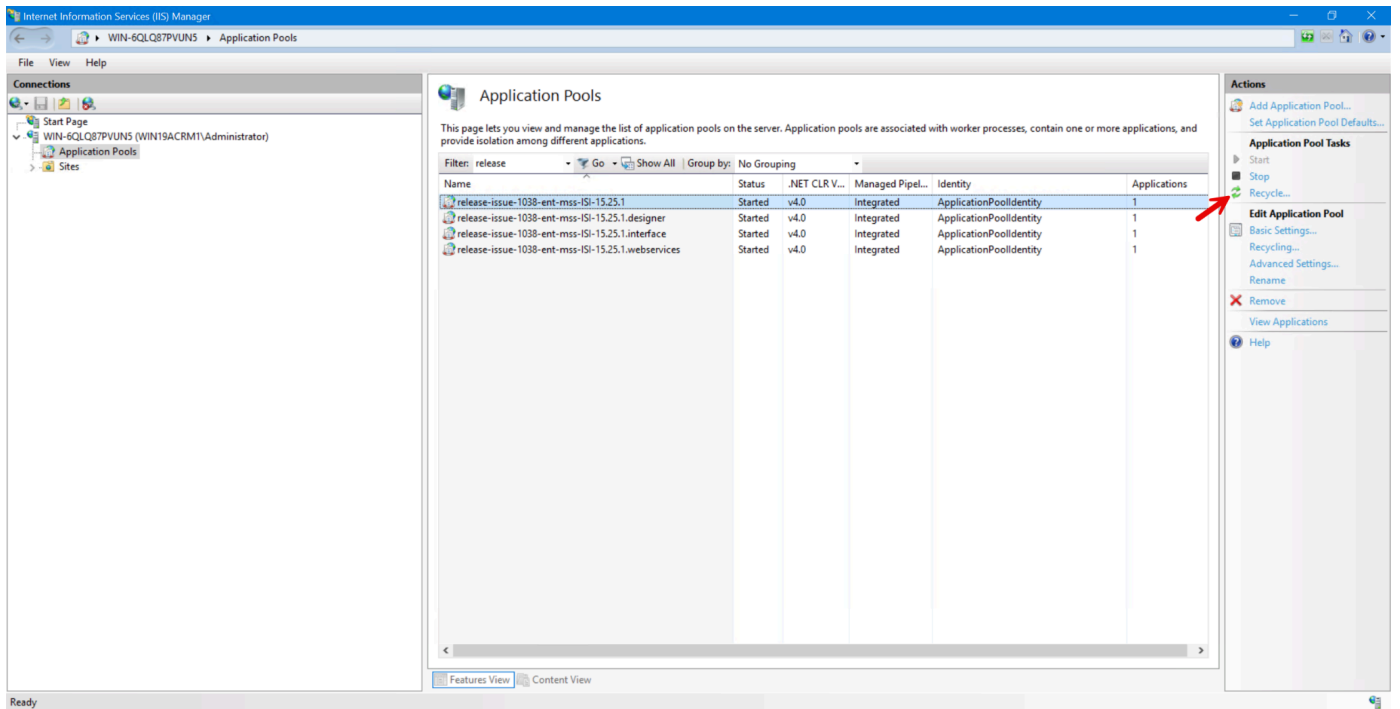
To change the default login page, navigate to the `update.web\crm` folder within the CRM.Web installation directory. Back up the existing `login.utml.htm` file (e.g., rename it to

login.legacy.utml.htm). Subsequently, rename login.modern.utml.htm to login.utml.htm, as illustrated in the following screenshot.



Step 3: Recycle the application pool

- Open **Internet Information Services (IIS) Manager** on the installation server.
- Navigate to "Application Pools."
- Recycle the Application Pool associated with Aurea CRM.Web.



Note: After recycling the application pool, the modern login page image may temporarily disappear due to the clearing of the image cache. This can be resolved by performing a hard refresh of the browser (CTRL + R).

